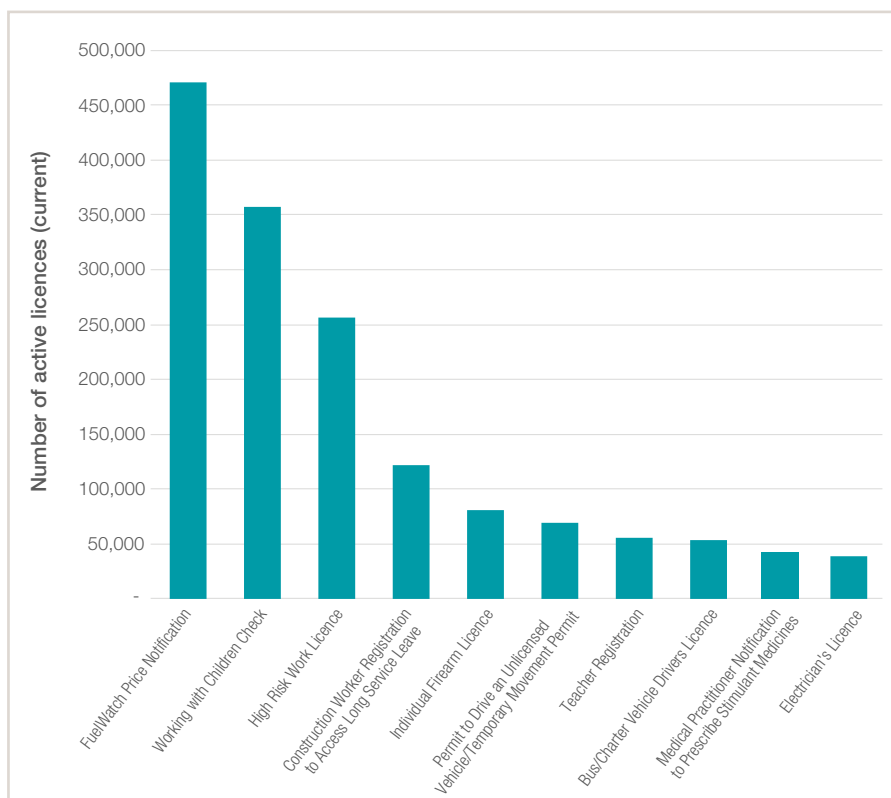


Snapshot – Business licensing in Western Australia

The ERA has analysed data from 42 different state government agencies.ⁱ More information on the ERA's inquiry into business licensing can be found at erawa.com.au/licensinginquiry

Figure 1. Top ten business licences by number of currently active licences (Excludes vehicle licences and WA driver's licences)



There are around **700** types of state government business licences in Western Australia. Registrations, notifications, authorisations, accreditations, permits, approvals and certifications are also types of licences.

6.7 million state government business licences were on issue in the first half of 2018 – mostly vehicle registrations and driver's licences. Excluding those, there are currently about **2 million** active state government business licences.

25 licensing schemes had no active licence holders at all in the five years to 2018. These include the licence required to set up a private adoption agency, and the authorisations needed to establish a School of Anatomy, and remove pinewood from a "restricted movement zone".

75 per cent of business licensing schemes aim to promote community safety. Managing or protecting the environment is the next most commonly cited objective (**41 per cent**). Licensing is used much less frequently to achieve purely economic objectives (**14 per cent**).ⁱⁱ

27 per cent of state government business licensing schemes are for the agricultural, forestry and fisheries sector. State government business licensing affects all sectors of the economy, but some sectors more than others.

Around 40 per cent of state government agencies have some responsibility for business licensing.ⁱⁱⁱ However, just **eight** agencies have responsibility for about **80 per cent** of the State's licensing schemes.

In most cases, a single agency is responsible for all aspects of licence administration including policy, general administration, and compliance and enforcement. However, for nearly 20 per cent of licences more than one agency is involved.

For example, a fireworks event permit may involve the Department

of Mines, Industry Regulation and Safety, Department of Fire and Emergency Services, WA Police, local governments, and the Civil Aviation Safety Authority.

The Department of Mines, Industry Regulation and Safety has approval responsibility for the most licensing schemes in Western Australia.

For many agencies, a small number of licensing schemes account for a large percentage of active licences. For example, 84 per cent of the licences administered by the Department of Local Government, Sport and Cultural Industries come from just three licensing schemes.

Figure 2. State government agencies with approval responsibility for the most licensing schemes

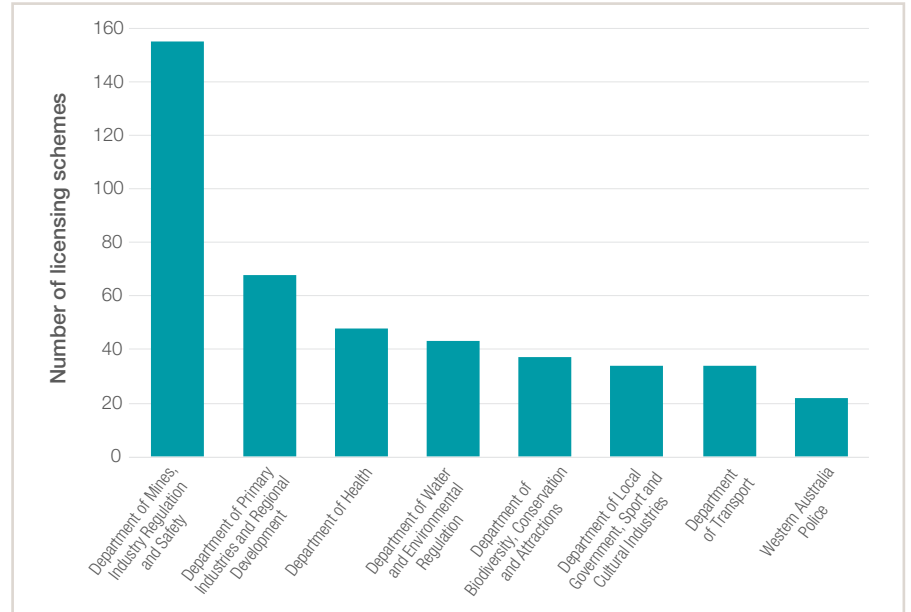
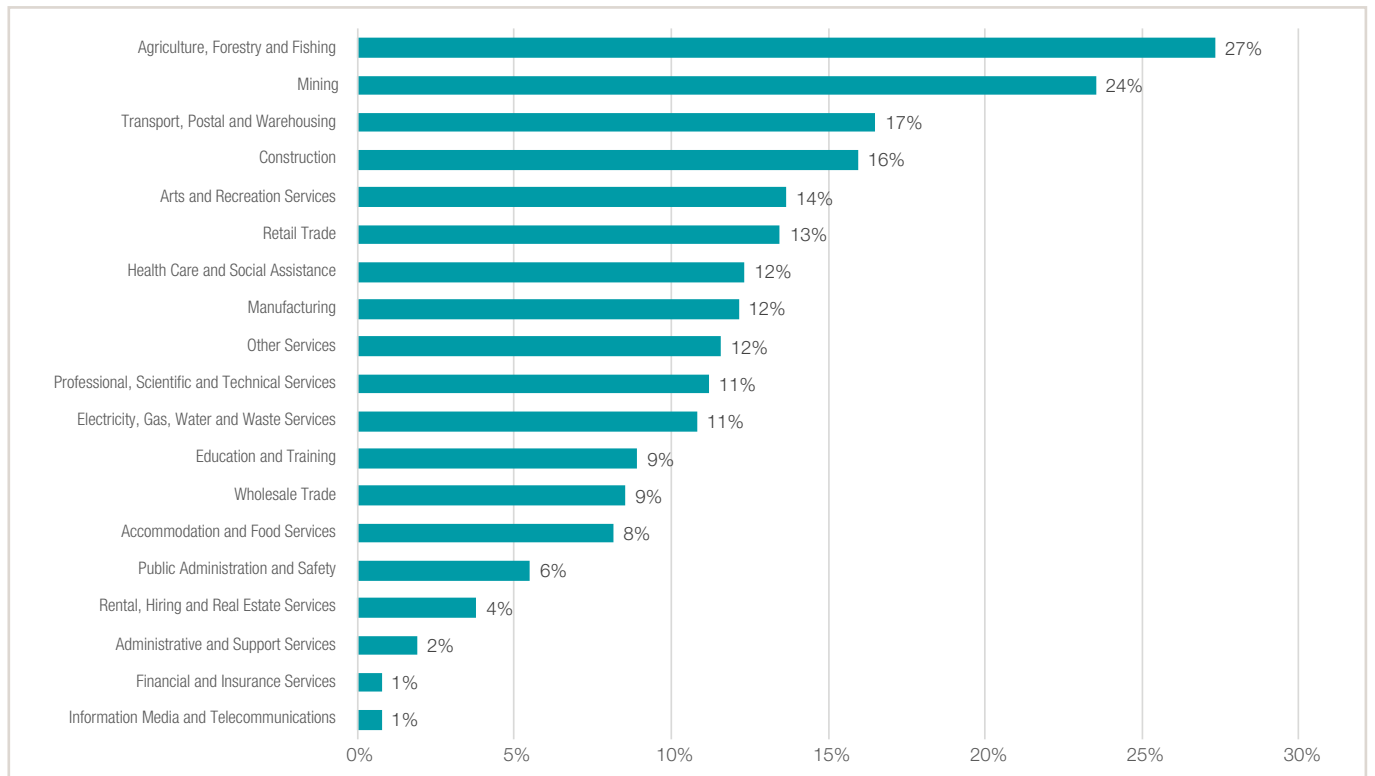


Figure 3. Proportion of state government business licences that affect each industry



i In some instances, sample sizes used for analysis were smaller than the full data complement collected from agency questionnaires as some information was unavailable or unknown by agencies at the time of reporting.
 ii Objectives for business licensing were categorised based on the response selected in the questionnaire and free text comments. Multiple objectives were identified for some licences.
 iii State government agencies as listed in Public Sector Commission, 'Agency Mailing List', 2018, (online) (accessed 26 April 2018).